

Scaled data based on original data using
LM-79-08 Approved Method: Electrical and Photometric Measurements of Solid-
State Lighting Products

Test Report Prepared for
Cooper Lighting Solutions
(formerly Eaton)

Brand: STREETWORKS

Report Number: P266951

Luminaire Tested: **GAN-AF-05-LED-U-T3R-7027-1200-ADJ**

Issue Date: 3/3/2020

Test Information

Test Method: LM-79-08
Report Number: P266951
TEST IS SCALED FROM IESNA LM-79-08 TEST DATA (P40129)
Test Lab: INNOVATION CENTER P2
Issue Date: 3/3/2020
Manufacturer: COOPER LIGHTING SOLUTIONS (FORMERLY EATON)
Product Line: STREETWORKS
Catalog Number: GAN-AF-05-LED-U-T3R-7027-1200-ADJ
Description: GALLEON AREA AND ROADWAY LUMINAIRE
(5) 70 CRI, 2700K, 1200mA LIGHTSQUARES WITH 16 LEDS EACH AND TYPE III
ROADWAY OPTICS
Light Source: -
Ballast/Driver: ELECTRONIC DRIVER

Summary

Lumens per Lamp: N/A
Luminaire Lumens: 28990 lumens
Efficiency: N/A
Efficacy: 90.6 lumens/watt
Luminous Opening: Rectangular (W 1.5' x L: 1' x H: 0')
IES Classification: Type III - Short - Full Cutoff
BUG Rating: B3 - U0 - G4

Input Watts (W): 320
Input Voltage (V): NR
Input Current (Ain): NR
Voltage Rise (V): NR
Power Factor: NR
Total Harmonic Distortion (THDi): NR
Frequency (hertz): 60
Stabilization Time: NR
Operation Time: NR
Ambient Temperature (°C): NR
Test Distance: 28.75 FT

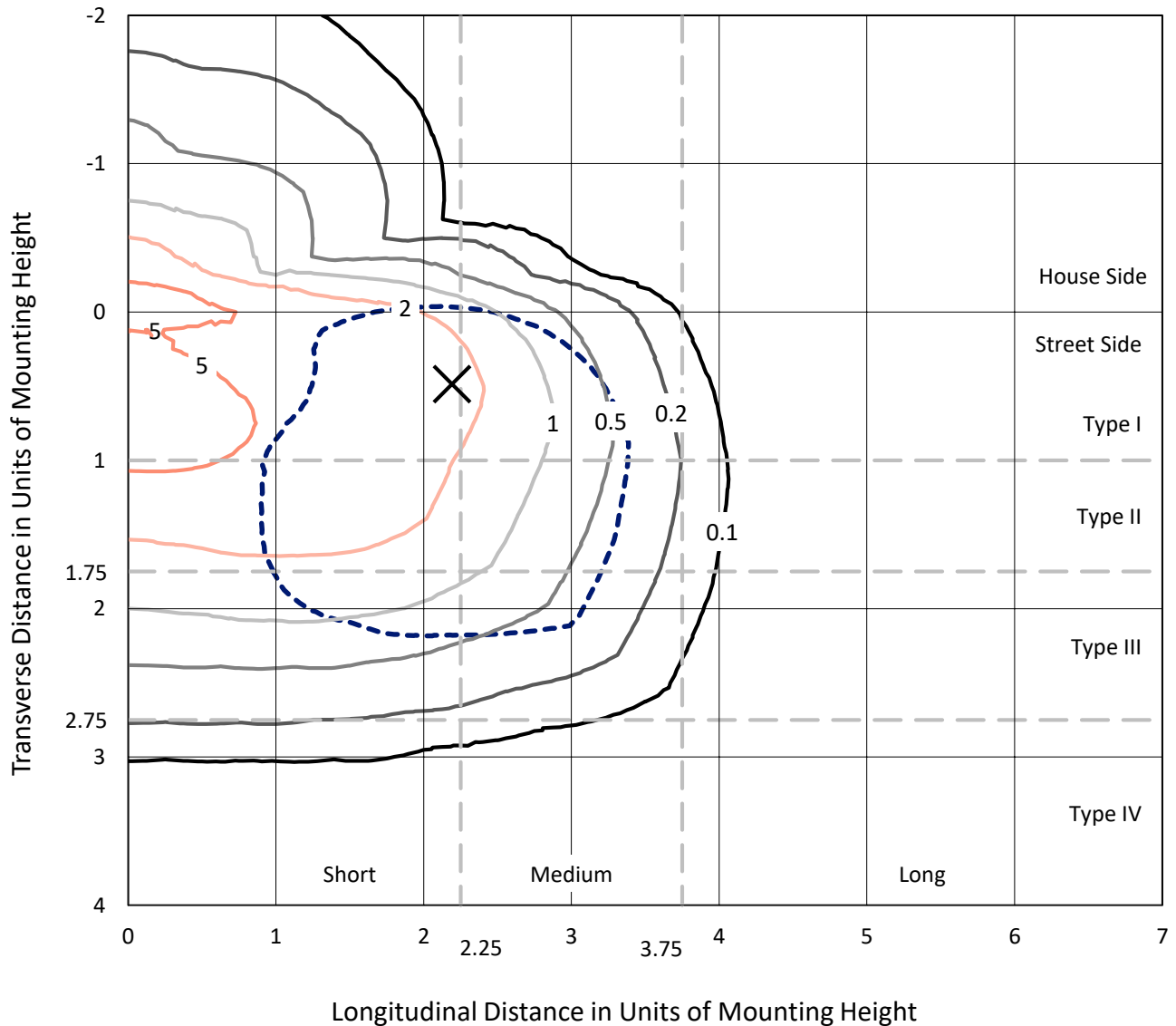


REPORT NUMBER: P266951

CATALOG NUMBER: GAN-AF-05-LED-U-T3R-7027-1200-ADJ

Iso-Footcandle Lines of Horizontal Illumination

× Max cd
 - - - 1/2 Max cd

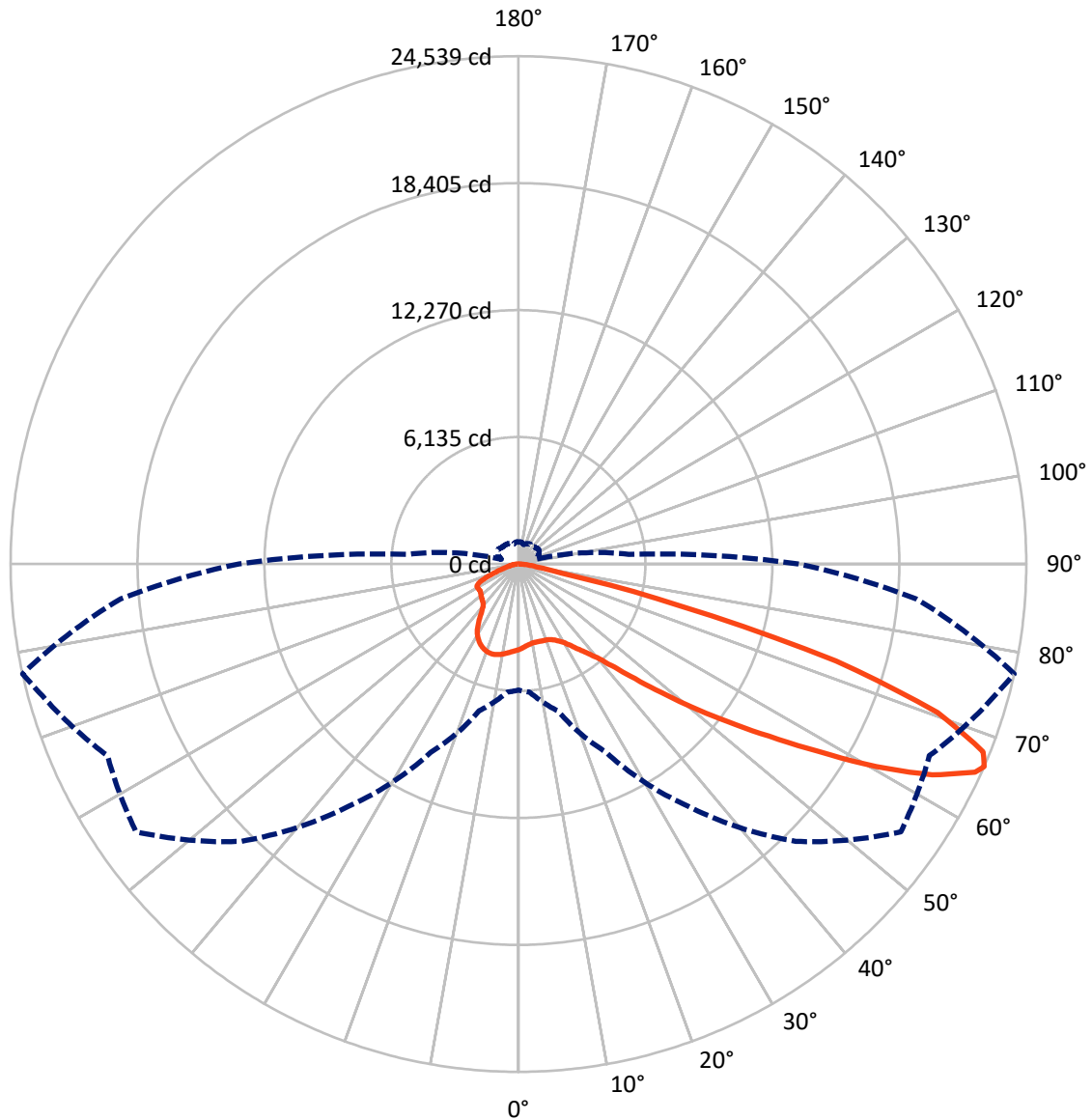


Based on 25 foot mounting height. Maximum calculated value = 8.1 fc
 Type III - Short - Full Cutoff

REPORT NUMBER: P266951

CATALOG NUMBER: GAN-AF-05-LED-U-T3R-7027-1200-ADJ

Luminous Intensity Polar Plot



— Vertical Plane Through 77.5-Deg Lateral - - - Horizontal Cone Through 66-Deg Vertical

REPORT NUMBER: P266951

CATALOG NUMBER: GAN-AF-05-LED-U-T3R-7027-1200-ADJ

FLUX DISTRIBUTION:

		Downward	Upward	Total
House Side	Lumens	4952.7	0.0	4952.7
	% Fixture	17.1	0.0	17.1
Street Side	Lumens	24037.3	0.0	24037.3
	% Fixture	82.9	0.0	82.9
Total	Lumens	28990.0	0.0	28990.0
	% Fixture	100.0	0.0	100.0

Coefficient of Utilization

ZONAL LUMENS:

Zone	Lumens	% Fixture
0°-10°	369.1	1.3
10°-20°	1041.3	3.6
20°-30°	1777.1	6.1
30°-40°	2844.8	9.8
40°-50°	4394.9	15.2
50°-60°	6233.5	21.5
60°-70°	8338.8	28.8
70°-80°	3621.4	12.5
80°-90°	369.3	1.3
90°-100°	0.0	0.0
100°-110°	0.0	0.0
110°-120°	0.0	0.0
120°-130°	0.0	0.0
130°-140°	0.0	0.0
140°-150°	0.0	0.0
150°-160°	0.0	0.0
160°-170°	0.0	0.0
170°-180°	0.0	0.0
0°-90°	28990.0	100.0
0°-180°	28990.0	100.0



REPORT NUMBER: P266951

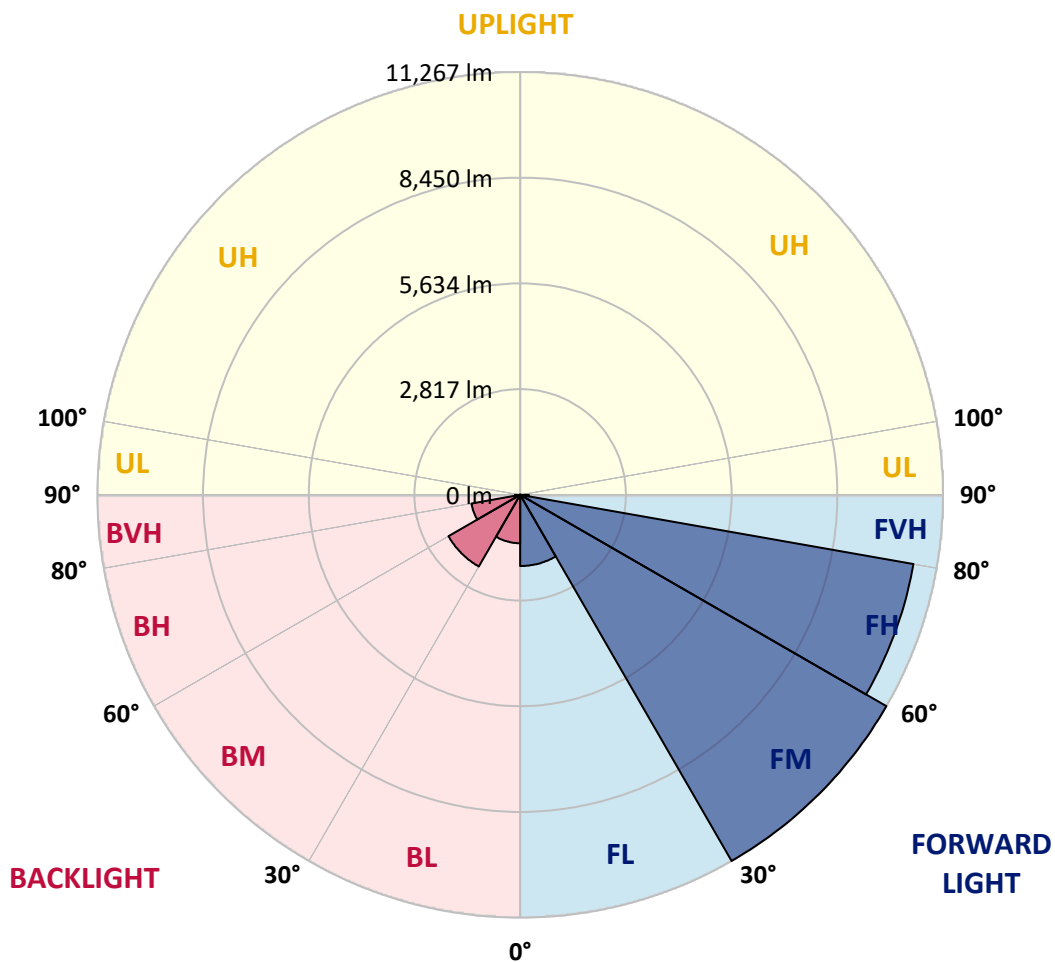
CATALOG NUMBER: GAN-AF-05-LED-U-T3R-7027-1200-ADJ

LUMINAIRE CLASSIFICATION SYSTEM LUMEN TABLE AND BUG RATING:

Zone		Lumens	% Fixture	Zone Rating/Lumen Limit		
				B	U	G
FL	(0°-30°)	1897.5	6.5			
FM	(30°-60°)	11267.0	38.9			
FH	(60°-80°)	10641.1	36.7			G4/12000
FVH	(80°-90°)	231.6	0.8			G3/500
BL	(0°-30°)	1289.9	4.4	B3/2500		
BM	(30°-60°)	2206.2	7.6	B2/2500		
BH	(60°-80°)	1319.0	4.5	B3/2500		G3/2500
BVH	(80°-90°)	137.7	0.5			G2/225
UL	(90°-100°)	0.0	0.0		U0/0	
UH	(100°-180°)	0.0	0.0		U0/0	

BUG Rating: B3-U0-G4

Type III Short





REPORT NUMBER: P266951

CATALOG NUMBER: GAN-AF-05-LED-U-T3R-7027-1200-ADJ

CANDELA DISTRIBUTION (FULL):

	0°	5°	15°	25°	35°	45°	55°	65°	75°	77.5°	85°
0°	4131.2	4131.2	4131.2	4131.2	4131.2	4131.2	4131.2	4131.2	4131.2	4131.2	4131.2
2.5°	3654.6	3679.2	3699.7	3719.0	3757.3	3820.3	3892.9	3951.7	4036.8	4053.2	4098.3
5°	3319.0	3319.0	3335.3	3364.2	3416.3	3510.8	3609.3	3740.8	3925.8	3969.6	4090.2
7.5°	3155.9	3157.4	3167.0	3191.6	3236.8	3323.1	3431.3	3586.0	3836.8	3909.3	4114.7
10°	3216.2	3202.5	3181.9	3169.6	3176.4	3227.3	3329.8	3502.5	3782.0	3875.1	4169.6
12.5°	3553.2	3527.1	3455.9	3361.4	3271.0	3234.0	3294.3	3462.7	3758.7	3866.8	4242.2
15°	4103.8	4092.9	3960.0	3764.1	3544.9	3361.4	3320.3	3447.8	3761.4	3876.5	4328.5
17.5°	4794.2	4779.2	4603.8	4319.0	3961.3	3603.9	3412.1	3460.0	3770.9	3892.9	4412.0
20°	5491.3	5444.8	5255.9	4916.1	4457.2	3933.9	3564.1	3491.5	3783.3	3910.7	4499.7
22.5°	6011.8	5973.5	5803.7	5473.6	4944.9	4316.1	3768.2	3546.2	3823.0	3962.8	4607.9
25°	6469.5	6472.2	6303.6	5984.5	5438.0	4721.6	4031.2	3692.9	3924.3	4069.6	4755.8
27.5°	7035.2	7002.3	6844.7	6528.3	5925.6	5131.2	4349.1	3894.2	4075.0	4221.7	4950.3
30°	7711.8	7688.6	7506.2	7147.5	6466.7	5570.8	4712.0	4128.5	4269.6	4421.5	5205.0
32.5°	8507.6	8496.7	8307.6	7846.1	7091.3	6088.6	5137.9	4438.0	4559.9	4717.4	5570.8
35°	9441.7	9443.2	9219.9	8665.1	7774.8	6691.4	5621.6	4836.7	4913.4	5077.7	6006.4
37.5°	10017.1	10087.0	10003.3	9437.8	8548.7	7365.3	6248.9	5365.3	5316.1	5481.7	6473.5
40°	10140.3	10225.2	10489.7	10202.1	9414.3	8107.7	6805.0	5873.6	5811.9	6014.6	7074.8
42.5°	9967.9	10085.6	10644.5	10847.2	10333.6	9022.7	7552.9	6628.4	6550.3	6822.7	7822.7
45°	9865.0	9952.7	10599.2	11182.8	11130.7	10056.9	8504.9	7576.1	7547.4	7904.9	8685.7
47.5°	9687.1	9766.5	10388.3	11260.9	11599.2	11004.6	9648.6	8734.9	8791.2	9259.5	9659.6
50°	9782.9	9815.7	10152.7	11062.3	11734.7	11699.2	10926.7	10077.4	10269.2	10854.0	10762.2
52.5°	9769.2	9854.0	10125.3	10736.3	11752.5	12127.8	12185.5	11574.5	11978.5	12649.8	11985.5
55°	7898.1	8054.3	9803.5	10654.1	11815.5	12548.5	13306.0	13152.5	13905.9	14687.9	13366.2
57.5°	7541.9	7640.5	8610.3	10826.6	12149.8	13351.1	14552.5	14889.3	16149.5	17057.6	15048.2
60°	7472.1	7594.0	8598.0	11037.6	12827.8	14659.3	16400.3	16992.0	18879.5	19873.9	16998.7
62.5°	7254.4	7385.8	8517.2	11010.2	13790.8	16468.6	18765.9	19227.4	21468.4	22435.3	18630.2
65°	6563.9	6687.3	7858.4	10567.8	14440.1	18400.1	21565.6	21276.5	23512.1	24239.3	19443.9
66°	6091.3	6211.9	7339.2	10047.3	14289.3	18947.9	22557.2	21910.7	23969.6	24539.4	19285.0
67.5°	5227.1	5321.5	6331.1	8881.5	13488.1	19101.4	23391.4	22387.5	24017.4	24218.8	18376.7
70°	3302.4	3329.8	4114.7	6131.1	10210.2	16566.0	22121.8	21204.0	22036.9	21491.6	15405.8
72.5°	1432.7	1423.2	1975.3	3118.9	5780.5	11115.6	17894.6	17496.0	17286.4	16042.7	10784.2
75°	797.2	808.1	1026.0	1447.9	2349.2	5459.9	11706.1	11202.0	9458.3	8070.6	4890.1
77.5°	639.8	654.8	850.7	1027.3	1054.7	1904.0	5477.7	4457.2	2683.3	2153.2	1358.7
80°	505.4	532.9	742.4	799.9	710.9	784.8	1769.8	1415.0	1061.5	973.9	704.0
82.5°	399.9	419.1	637.0	605.5	497.2	528.7	847.9	826.0	690.3	628.8	406.8
85°	287.6	323.3	523.3	456.1	326.1	356.2	563.0	539.7	395.9	323.3	179.4
87.5°	117.8	153.4	369.8	302.6	182.1	165.7	280.8	264.5	187.7	137.0	89.0
90°	0.0	0.0	0.0	0.0	0.0	0.0	0.0	0.0	0.0	0.0	0.0



REPORT NUMBER: P266951

CATALOG NUMBER: GAN-AF-05-LED-U-T3R-7027-1200-ADJ

CANDELA DISTRIBUTION (continued):

	90°	95°	105°	115°	125°	135°	145°	155°	165°	175°	180°
0°	4131.2	4131.2	4131.2	4131.2	4131.2	4131.2	4131.2	4131.2	4131.2	4131.2	4131.2
2.5°	4127.2	4160.1	4202.5	4228.5	4242.2	4251.8	4266.8	4265.4	4269.6	4270.9	4276.4
5°	4154.5	4209.3	4270.9	4287.4	4287.4	4272.2	4257.2	4232.5	4223.0	4220.2	4223.0
7.5°	4225.7	4286.1	4339.4	4320.3	4279.2	4218.9	4140.7	4072.3	4035.4	4023.0	4020.3
10°	4316.1	4388.7	4410.7	4338.1	4217.5	4072.3	3917.5	3805.2	3740.8	3723.0	3717.5
12.5°	4425.7	4494.2	4464.0	4310.6	4087.4	3853.2	3639.5	3460.0	3325.7	3283.3	3280.6
15°	4546.2	4599.7	4494.2	4225.7	3892.9	3547.6	3167.0	2857.2	2690.2	2636.9	2632.8
17.5°	4658.6	4686.0	4476.4	4077.8	3606.5	3047.7	2542.4	2304.0	2246.4	2260.1	2262.8
20°	4754.5	4754.5	4416.1	3865.4	3155.9	2388.9	2069.8	2065.7	2106.6	2147.8	2156.0
22.5°	4859.9	4796.9	4310.6	3565.6	2517.6	1954.6	1908.1	1946.4	1993.0	2038.3	2045.0
25°	4990.1	4831.2	4164.2	3110.7	1979.3	1775.2	1793.0	1824.5	1847.9	1876.6	1880.7
27.5°	5135.3	4875.0	3971.0	2484.7	1717.6	1662.9	1676.5	1687.6	1684.9	1695.8	1698.5
30°	5309.3	4925.6	3706.5	1942.3	1609.5	1567.1	1542.4	1532.8	1532.8	1550.6	1557.4
32.5°	5542.1	5001.0	3327.1	1664.3	1557.4	1498.6	1419.1	1383.5	1397.1	1457.4	1471.2
35°	5798.2	5081.8	2813.5	1569.8	1546.4	1467.0	1343.8	1278.0	1279.4	1335.5	1353.3
37.5°	6077.7	5184.6	2250.6	1551.9	1571.1	1468.4	1304.0	1213.6	1176.6	1176.6	1183.4
40°	6435.2	5289.9	1821.9	1564.3	1623.1	1484.8	1283.5	1162.9	1058.8	1061.5	1067.0
42.5°	6900.9	5380.5	1591.6	1590.3	1686.2	1506.7	1282.2	1095.8	1005.5	1067.0	1123.2
45°	7418.7	5425.7	1490.3	1613.5	1736.9	1520.4	1260.2	1084.9	1012.3	1195.9	1302.6
47.5°	8014.5	5399.6	1434.1	1621.8	1749.2	1520.4	1235.4	1110.8	1060.2	1384.8	1509.5
50°	8667.8	5324.3	1379.3	1605.5	1745.0	1517.6	1258.9	1137.0	1078.0	1417.7	1504.0
52.5°	9436.3	5261.3	1321.9	1569.8	1716.3	1502.7	1286.3	1125.9	1021.8	1289.0	1349.3
55°	10313.0	5279.1	1257.4	1519.0	1671.0	1473.8	1276.6	1082.1	963.0	1135.5	1172.5
57.5°	11433.4	5491.3	1180.7	1454.6	1609.5	1425.9	1242.4	1061.5	945.1	1030.0	1051.9
60°	12684.1	5861.3	1084.9	1390.2	1532.8	1349.3	1216.3	1071.1	953.3	1021.8	1032.8
62.5°	13601.7	6076.2	1002.7	1295.7	1428.7	1264.3	1183.4	1083.4	975.3	1050.6	1047.9
65°	13851.1	5722.9	899.9	1157.5	1287.6	1175.3	1142.4	1097.2	984.8	1074.0	1061.5
66°	13501.7	5342.1	854.7	1093.1	1216.3	1131.4	1121.9	1095.8	980.8	1076.7	1056.0
67.5°	12654.0	4561.4	776.7	998.6	1102.7	1065.7	1088.9	1083.4	969.8	1074.0	1045.2
70°	10319.8	3112.1	664.3	831.4	917.8	938.3	1026.0	1039.7	934.1	1026.0	963.0
72.5°	7210.4	1895.8	587.6	645.2	742.4	799.9	939.6	979.4	886.3	895.8	835.6
75°	3484.6	1006.8	532.9	499.9	576.7	668.5	835.6	897.1	810.9	749.2	727.4
77.5°	1086.2	615.0	452.0	402.7	452.0	539.7	698.6	786.2	721.9	627.3	619.1
80°	583.4	452.0	348.0	323.3	357.5	423.2	549.3	656.1	620.5	563.0	502.7
82.5°	385.0	293.1	257.5	250.6	272.5	323.3	408.2	543.8	543.8	482.2	350.7
85°	198.6	179.4	176.6	176.6	190.4	215.1	278.0	419.1	446.5	254.8	210.9
87.5°	98.6	102.8	95.8	100.0	106.9	105.6	132.9	210.9	252.1	154.8	128.7
90°	0.0	0.0	0.0	0.0	0.0	0.0	0.0	0.0	0.0	0.0	0.0

(END OF REPORT)